SZ

Pinza pneumatica a 2 griffe ad azione parallela autocentrante (serie SZ)

- Azionamento a doppio effetto.
- Su richiesta con molla in chiusura o apertura.
- Diverse possibilità di fissaggio e alimentazione.
- Sensori magnetici opzionali.
- Grasso alimentare FDA-H1.
- Griffe in acciaio inox.

2-jaw parallel self-centering pneumatic gripper (series SZ)

- *Double acting.*
- *Available with normally closed or normally open spring on request.*
- *Various options for fastening and feeding.*
- *Optional magnetic sensors.*
- *FDA-H1 food-grade grease.*
- *Stainless steel jaws.*

SZ25

SZ32

SZ40

SZ08

SZ12

SZ16

SZ20

	SZ08	SZ12	SZ16	SZ20	SZ25	SZ32	SZ40
Fluido *Medium*	Aria compressa a norma ISO 8573-1:2010 [7:4:4] *Compressed air in compliance with ISO 8573-1:2010 [7:4:4]*						
Pressione di esercizio *Operating pressure range*	2 ÷ 8 bar			1 ÷ 8 bar			
Temperatura di esercizio *Operating temperature range*	5° ÷ 60°C.						
Forza di serraggio per griffa in apertura a 6 bar *Opening gripping force at 6 bar on each jaw*	14 N	25 N	45 N	75 N	115 N	190 N	310 N
Forza di serraggio totale in apertura a 6 bar *Opening total gripping force at 6 bar*	28 N	50 N	90 N	150 N	230 N	380 N	620 N
Forza di serraggio per griffa in chiusura a 6 bar *Closing gripping force at 6 bar on each jaw*	14 N	25 N	45 N	75 N	115 N	190 N	310 N
Forza di serraggio totale in chiusura a 6 bar *Closing total gripping force at 6 bar*	28 N	50 N	90 N	150 N	230 N	380 N	620 N
Corsa totale (±0.4 mm) *Total stroke*	8 mm	8 mm	12 mm	16 mm	20 mm	25 mm	30 mm
Frequenza max funzionamento continuativo *Maximum working frequency*	3 Hz	3 Hz	3 Hz	2 Hz	2 Hz	2 Hz	2 Hz
Consumo d'aria per ciclo *Cycle air consumption*	0.5 cm^3	1 cm^3	3 cm^3	7 cm^3	12 cm^3	24 cm^3	48 cm^3
Tempo di apertura / chiusura senza carico *Opening / Closing time without load*	0.02 s	0.02 s	0.03 s	0.05 s	0.06 s	0.08 s	0.10 s
Peso *Weight*	35 g	101 g	164 g	337 g	474 g	783 g	1214 g

Dimensioni (mm)
Dimensions (mm)

SZ08

FIRST ANGLE PROJECTION

(G) (P) Aria compressa in G/P: apertura della pinza
Compressed air in G/P: gripper opening

(H) (R) Aria compressa in H/R: chiusura della pinza
Compressed air in H/R: gripper closing

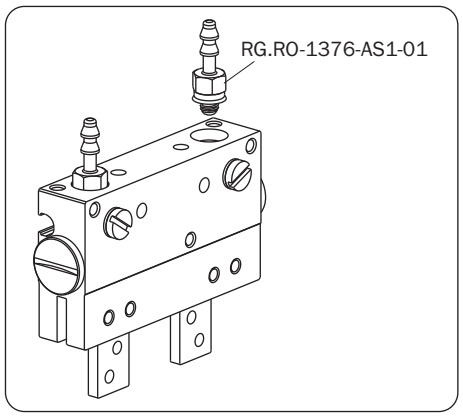

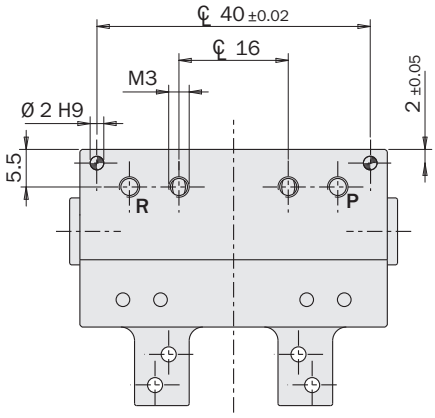

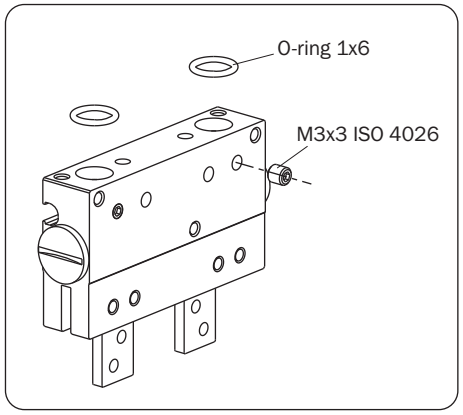

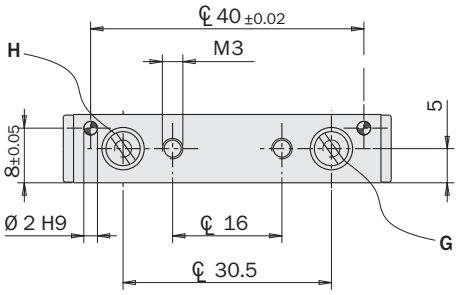

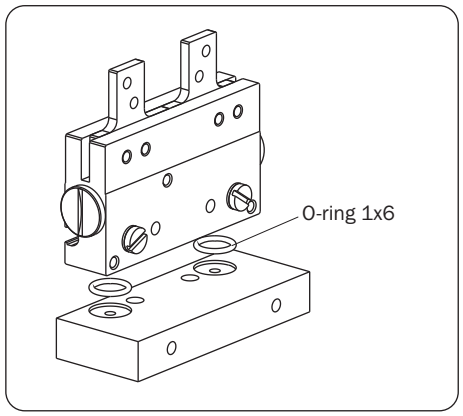

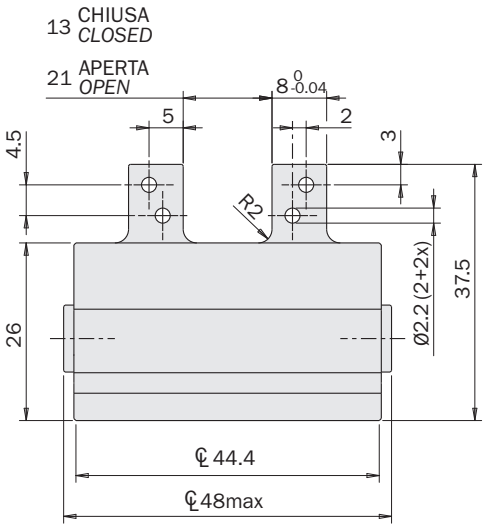

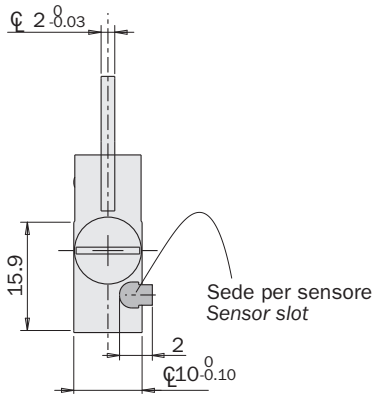

SZ

Dimensioni (mm)
Dimensions (mm)

FIRST ANGLE PROJECTION

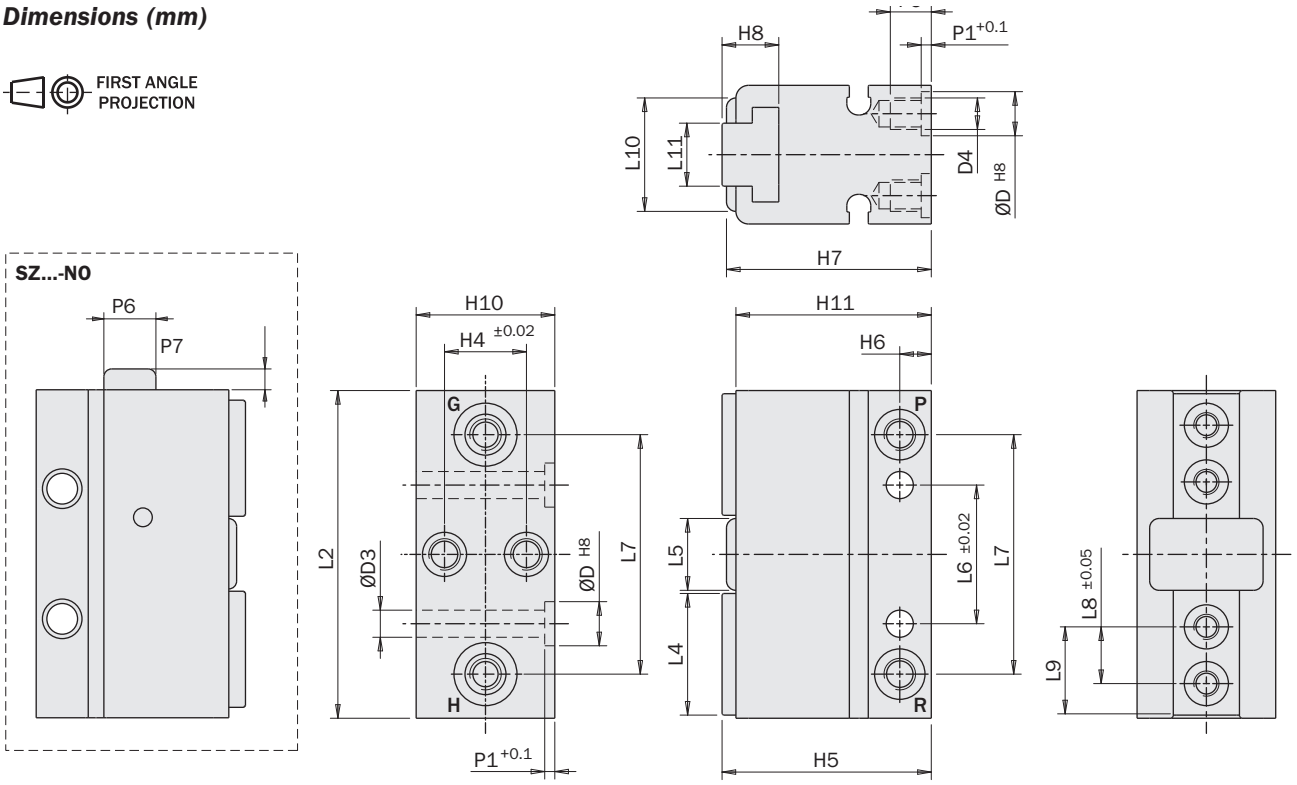

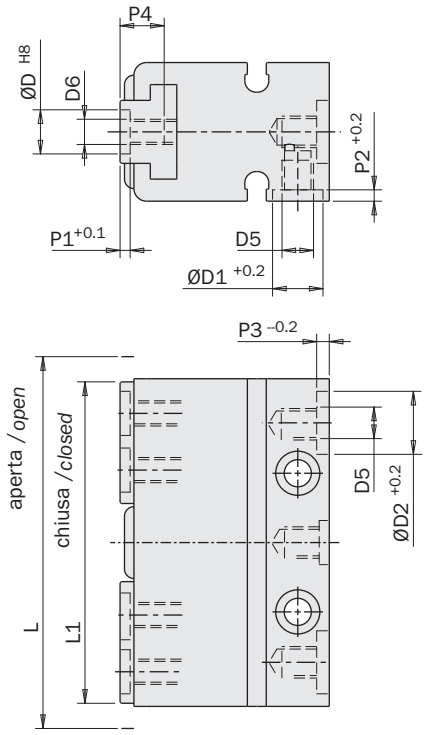

	SZ12	SZ16	SZ20	SZ25	SZ32	SZ40
D H8	Ø7	Ø7	Ø7	Ø9	Ø9	Ø12
D1 +0.2	Ø8	Ø8	Ø8	Ø8	Ø15.6	Ø15.6
D2 +0.2	Ø10	Ø10	Ø10	Ø10	Ø19	Ø19
D3	Ø4.3	Ø5.3	Ø5,3	Ø6.3	Ø6.3	Ø8.3
D4	M5	M5	M5	M6	M6	M8
D5	M5	M5	M5	M5	1/8"G	1/8"G
D6	M4	M5	M5	M6	M6	M8
H4 +0.02	13	15	20	24	29	35
H5	33.2	40.2	46	55	70.5	78.5
H6	5	5	5	7	7	9
H7	32.5	38.5	44,5	53	68.5	76.5
H8	9	12	14	15	19	19
H10	22	25	30	37	42	51
H11	31	37	43	51.5	67	75
L	59	71	86	102	117	146
L1	51	59	70	82	92	116
L2	52	63	78	92	105	130
L4	19.3	22.3	24	29.8	32.3	41.8
L5	11.4	13.5	21,4	21.4	26.4	31.4
L6 ±0.02	22	25	40	50	55	70
L7	38	45	62	73	84	104
L8 ±0.05	9	12	14	16	18	24
L9	14	17	19	23	25	33
L10	18	19	29	29	34	37
L11	10	11.5	14	18	20	22
P1 +0.1	1.6	1.6	1,6	2.1	2.1	2.6
P2 +0.2	1.8	1.8	1,8	1.8	3	3
P3 -0.2	2	2	2	2	1.3	1.3
P4	6.5	9	10	14	15	16
P5	6.5	6.5	6,5	11	11	15
P6	Ø6.5	Ø10	Ø15	Ø19	Ø23.9	-
P7	0.7	4	3,4	2.1	1.7	-

(D5) Ingresso aria
Air connection

(G) (P) Aria compressa in G/P: apertura della pinza
Compressed air in G/P: gripper opening

(H) (R) Aria compressa in H/R: chiusura della pinza
Compressed air in H/R: gripper closing

01/2023

Sensori

Il rilevamento della posizione di lavoro è affidato a uno o più sensori magnetici di prossimità (opzionali), che rilevano la posizione attraverso il magnete sul pistone.
Quindi, per un corretto funzionamento, è da evitare l'impiego in presenza di forti campi magnetici od in prossimità di grosse masse di materiale ferromagnetico.

Sensors

The operating position is detected by proximity magnetic sensors (optional) through a magnet placed on the piston.
Therefore, avoid using the gripper in the vicinity of intense magnetic fields or near a large mass of ferromagnetic material as this may cause detection errors.

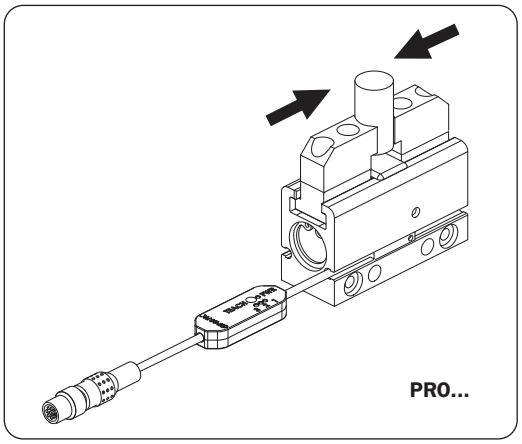

PRO...

SS...

SN...

Codice *Code*	OUTPUT	Connessione *Connection*	Tipo *Type*
PRO-SN3M215-G	3 output NPN	Connettore M8 *M8 plug connector*	Programmabile *Programmable* *3 set point*
PRO-SN3N215-G	3 output PNP		
PRO-SN4M225-G	3 output NPN	Cavo 2.5m *2.5m cable*	
PRO-SN4N225-G	3 output PNP		
PRO-SS3M215-G	3 output NPN	Connettore M8 *M8 plug connector*	Programmabile *Programmable* *3 set point*
PRO-SS3N215-G	3 output PNP		
PRO-SS4M225-G	3 output NPN	Cavo 2.5m *2.5m cable*	
PRO-SS4N225-G	3 output PNP		
PRO-SSR3M215-G	3 output NPN	Connettore M8 *M8 plug connector*	Programmabile *Programmable* *2 set point*
PRO-SSR3N215-G	3 output PNP		
PRO-SSR4M225-G	3 output NPN	Cavo 2.5m *2.5m cable*	
PRO-SSR4N225-G	3 output PNP		
SN4N225-G	1 output PNP	Cavo 2.5m *2.5m cable*	Isteresi standard *Standard hysteresis*
SN4M225-G	1 output NPN		
SN3N203-G	1 output PNP	Connettore M8 *M8 plug connector*	
SN3M203-G	1 output NPN		
SS4N225-G	1 output PNP	Cavo 2.5m *2.5m cable*	Isteresi standard *Standard hysteresis*
SS4M225-G	1 output NPN		
SS3N203-G	1 output PNP	Connettore M8 *M8 plug connector*	
SS3M203-G	1 output NPN		
SSY3NS203-G	1 output PNP	Connettore M8 *M8 plug connector*	Isteresi ridotta *Reduced hysteresis*
SSY3M203-G	1 output NPN		
SSY4N225-G	1 output PNP	Cavo 2.5m *2.5m cable*	
SSY4M225-G	1 output NPN		
SSQ3N203-G	1 output PNP	Connettore M8 *M8 plug connector*	Isteresi ultra bassa *Ultra low hysteresis*
SSQ3M203-G	1 output NPN		
SSQ4N225-G	1 output PNP	Cavo 2.5m *2.5m cable*	
SSQ4M225-G	1 output NPN		